



# RAPID INTESTINAL BLEND



Fennel Powder and Ground Psyllium Bentonite Clay

YOUR RAPID INTESTINAL BLEND GUIDE

## INDEX OF CONTENT

|            |  |
|------------|--|
| Page 2     | Spring Cleaning Your Digestive System  |
| Page 3     | Rapid Cleanse - Tools For The Job      |
| Page 4     | Introduction - The Two Part Cleanse    |
| Page 5     | Balance the Capsules                   |
| Page 6     | Healing Crisis                         |
| Page 7     | Healthy Eating                         |
| Page 8     | Handy Chart                            |
| Page 9     | What Comes Out                         |
| Page 10-11 | Side Effects & Drug Reactions To Herbs |
| Page 12    | Psyllium - What You Should Know        |
| Page 13    | Questions and Answers                  |
| Page 14    | Disclaimer & Contact Details           |

\* **Warning:** there are graphic photographs on **page 8**  
You may find them distasteful.

# ORGANIC HERBAL RAPID INTESTINAL COLON CLEANSE YOUR CLEANSE GUIDE



✿ RAPID BLEND ✿  
“Made up individually just for you”

# Spring Cleaning

---



## Letting Go

When you decide to do a bowel cleanse you are sending your body a message of symbolic love. The whole mental and emotional process of bowel cleansing will focus your attention towards your physical body. Colon cleanings provide a wonderful opportunity to nurture not only your body, but your mind.

The experience of colon cleansing is literally the act of letting go, letting go of the build up of accumulated emotional luggage you have been storing for years and embracing the new feelings that come with detoxification.

Most people are not aware that memories from past emotions can become trapped in the body. Memories of past emotional events get trapped in the layers of your colon and sealed over with mucus. Experiencing emotional up's and down's is a normal part of the cleansing process as these layers are gently removed.

## Self nurturing

If you can embrace this releasing and take the time to reflect and self nurture, you could soon start to feel the benefits.

Self nurture by finding time to relax and doing a few things that you ordinarily don't find the time to do. Read a book, listen to your favourite soothing music, or indulge yourself by having an extra long warm bath, treat yourself to a facial. It maybe that you are drawn to keep a diary of your experiences.

Affirm you are releasing the old and embracing the new. Pay attention to what your body is telling you throughout the cleansing process.

If you decide to fast during this cleanse give your body time to adjust by gradually returning to food. Start with liquids like vegetable soup and slowly add more solid foods.

Your body-mind needs a gentle transition to adjust and by allowing a few days to slowly return to your normal eating routine will benefit your system, and allow your energy to increase at its natural rate.

## Nice Ideas For Self Nurturing

1. Daily exfoliate your skin while you shower or taking a bath. This will help to shed dead cells and raise your energy levels.
2. Have a massage
3. Read a book
4. Relax outside in nature.
5. Do some gardening.
6. Take time for you.
7. Mediate for 10 minutes.
8. Listen to a relaxation CD
9. Let go of outcomes.
10. Watch your favourite film.

# Rapid Intestinal Blend



Rapid cleanse Capsule

Made with the finest organic herbs and spices



Organic Psyllium Husks 83g



Pure Food Grade Bentonite Clay 17g

## TOOLS FOR THE JOB!

This **Rapid Intestinal Colon Cleanse** consists of 50 bowel stimulating capsules and 150g of cleanser herbal blended powder. If you have chosen to buy the herbs separately simple mix part 2 together and make your capsules with part one. You will need a drinking container with a screw top, 2 litres of apple pear juice or coconut water, preferably organic, and plenty of filtered water. You can mix 1/4 filtered water with apple juice if preferred. Apple juice is the best juice to use as it liquifies the powder, making it easy to drink.

If you are unable to drink apple juice change it for another unsweetened juice, except citrus. Please be careful when opening the cleanse powder as it contains psyllium. If you are sensitive to dust or have allergies, the particles from psyllium may irritate your nasal passages. Full instructions comes with the herbs, or is inside the tub if you preference was to have the part 1 encapsulated.

It is vital to the success of this cleanse that you drink lots of water after each dose.



Organic Fennel Seed Powder 50g



# Rapid Blend - Fasting or Non Fasting?

## PART ONE

**Throughout this cleanse** you will be taking the herbal capsules to stimulate your digestive system and soften any built-up material, to encourage daily bowel movements. During this cleanse you may notice expelled soft mucus from the linings of your intestinal walls. The first three days are spent balancing the amount of digestive stimulating capsules right for your system, increasing or decreasing as necessary for the first 3 days.

## PART TWO

**The second part of the cleanse** mucus and compressed waste matter may be expelled from your colon.

Mucus can be hard and as it is lifted off the wall of your colon it rolls into tubes and is almost transparent, or soft.

Your colon absorb nutrients, vitamins and water and all the goodness from the food you eat. Absorption may not be optimal if your colon is layered with unhealthy mucus.

During this cleanse you will experience more frequent bowel movements than perhaps would be normal for you. This is perfectly normal.



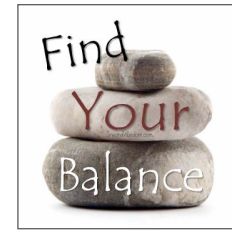

Should you not have a bowel movement during the first day take an extra capsule in the evening.

## WATER

**To ensure a successful cleanse it is vital** that you drink plenty of water. The powder part of the bowel cleanse contains a specific measured amounts of psyllium husk powder and fennel, that when mixed with the juice expands inside your intestinal passage and colon, which helps expel layers of built up matter from the lining of your intestinal wall.

**Keeping your body hydrated is imperative.** Drink the stated amount of water every day. The results of reduced water intake during this cleanse is unpleasant with uncomfortable symptoms, like bloating, constipation, gas and headaches. So drink plenty.

Most people find whilst doing this colon cleanse their appetite decreases. If you find that you are not hungry that's quite normal. You may experience more energy as well!



## Part One

### Finding The Right Balance

Colon Capsules Day 1-3 Approx.

### Quick Over View

**Day 1. Start with 1-2 capsules** before your evening meal, or at bedtime. Increase or decrease a capsule until you find the correct balance, this can take a day or two. The following day look for wetter, soft stools, two-three times a day, **not diarrhoea**. Stools should be easy to pass and more watery. The first 3-5 days will establish the right stool consistency.

**Everyone is different**, some people have a strong reaction with one capsule, others may need 5 (five). Between one and three capsules are usually sufficient. **Day 4-5** Half an to an hour before bed take powder, (See handy chart).

**Continue** the capsules in the evening or bedtime throughout the until the cleanse is finished. If you find you are taking more than 3 capsules divide them up over the day. If you are unable to have a bowel movement the next day take an extra capsule an hour before bedtime. The handy chart is only a guide, you know your own body. Find the correct balance of capsules before you start the powder. This may take a few days to establish.



## Finding the Right Balance of Capsules

You may find that you increase and decrease over the first few day. You know your own body system. Be aware of your bowel movements and when you are happy with the balance of capsules stay on this amount throughout your cleanse.



### Part 1 Suggested Capsules

|   |            |  |
|---|------------|--|
| Bowel movement 1-3 times a day          | 1 Capsule  | Note bowl movements tomorrow soft and easy |
| Bowel movement<br>Once everyday         | 2 Capsules | Note bowl movements tomorrow soft and easy |
| Bowel movement every two days           | 3 Capsules | Note bowl movements tomorrow soft and easy |
| Bowel movement only once every 4 days   | 4 Capsules | Note bowl movements tomorrow soft and easy |
| Bowel movement only once every 5-7 days | 5 Capsules | Note bowl movements tomorrow soft and easy |

## Starting the Capsules

Successful colon cleansing is achieved in a remarkably similar method to cleaning a dish covered with baked on food, you soak and scrub! We don't have an intestinal shaped brush so you are going to use a method that is very old but highly effective.

### Part One - Day 1-3 Approx.

Start your cleanse by taking the suggested amount of capsules before your evening meal or before bed, whichever you prefer. On average people balance their bowel movements by taking 1-3 capsules. It is best to start on a lower dose and work up to the right amount.

#### WHAT AM I LOOKING FOR?

You are aiming to create soft stools, not diarrhoea. Stools will be easy to pass and wetter than normal. You will be having at least 3 bowel movement everyday. If you find that you have diarrhoea cut back on the capsules by one and see how you are the following day.

Repeat above until you have found the right balance. Once this is established you are ready to continue with your cleanse. This normally takes 3 days. If this takes longer that is fine.

## Introducing the Powder Page 4

### Part 2 - Day 4 Approx. - to end of powder.

You will be taking the powder 3 times over the day. Before breakfast, lunchtime, teatime (See handy chart page)

Pour 300-400ml of apple juice, or filtered water (unsweetened) into your screw topped jar, add 1 scoop of powder. Secure the lid then shake until mixed then drink straight away followed by the minimum of 300mls minimum of filtered water. You can mix the apple juice with 1/4 filtered water if preferred.

It is important to have the powder going through your system during the day for the desired result. If you decide to fast for the duration of this cleanse, this will help you to bade off the feelings of being hungry.

Should you missed a dose take it when you remember then continue with the next dose as normal. However, it is very important that you take every dose on time throughout the cleanse.

## Healing Crisis

### Part of the Healing Process

A healing crisis occurs when you experience symptoms from toxins that are released during your body's detoxification process. Everyone holds small residues of viruses and bacteria from past illnesses in our fat deposits. All the toxins ingested from the environment over your lifetime leave their memory in every cell of your body. If you have over indulgence in alcohol, processed foods and meats that contains antibiotics, growth hormones and colour these will be stored in the fat of your body.

During a cleansing detoxification process, you may experience side effects that are unpleasant. It may feel like you are coming down with a cold or flu. In extreme cases of toxicity, you may feel quite ill. However, rest assured that it is your body expelling built up

toxins and symptoms soon pass. During your colon cleanse, should you feel sick, chances are it is from toxins, bacteria and viruses that are being released into your body. If this happens please do not stop your cleanse.

Your kidneys will filter toxins out through your urinary system and you may feel nauseated. Completely normal symptoms are feeling hangover, headache, upset stomach, and feeling sick or fatigued. Your liver and gall bladder are releasing fatty deposits which travel into your colon. Some of these deposits may get reabsorbed on the way through your colon and end up back in your body that have been stored in your liver over the years. This may cause allergy or flu like symptoms, or cause acne, or even aches and pains as your body tries to eliminate these toxins. Drinking plenty of water helps your body flush out these toxins through your kidneys and colon.

Not everyone experiences the healing crisis, I have added this in case you do so you know what is happening.

The misconceptions people come up against when detoxing is the belief that they have caught some hideous infection or the herbs are having an adverse reaction. However, with a healing crisis, these symptoms are a sign that your body is purging itself of toxins or substances that created the original disease or illness. The best way to deal with symptoms is to drink plenty of water and continue with the detoxification process.

### The Importance of being hydrated

We cannot stress the importance of drinking water throughout your cleanse. The minimum quantity is 8 glasses a day during part one of this cleanse.



# What Comes Out?

This is hard and soft mucus expelled during the first three days of this quick bowel cleanse.



day 4

## WHAT TO EXPECT!

Everyone is different. The results of this cleanse and what you may experience will be determined by various factors.

1. How toxic your colon is.
2. What your diet has been over the years.
3. Whether you eat lots of dairy products.
4. If you eat meat.
5. If you choose to fast.

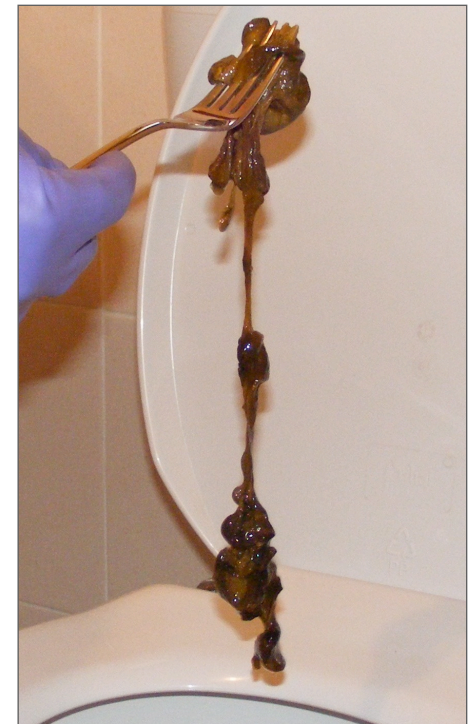
The photos that you see here were the result of testing this colon cleanse myself, non-fasting with dietary changes. I have been a vegetarian for the last 12 years. I eat and drink dairy products and I consider myself healthy. I have never eaten junk food and I consume little processed food. I think the results show that as healthy as I think I am, there is always room for improvement!

The most important thing that I have learnt by creating herbal colon cleanses over the last 18 years is this.

Do not be put off with any side effects. For the first 3 days on this cleanse I experienced a headache for one day. It did not stop me from working and I drank as much as 3 lt. water over each day. Nothing happened for the first 3 days as I needed to balance the capsules. I started with one and then went onto two. I normally have regular bowel movement 1-2 times a day.

Everyone is unique. This cleanse will do the job, you just have to stick to the direction. Please send in your photographs, we would love you to show others what this cleanse is about!

Photo below shows what was expelled during the second part of the cleanse.



Day 5



# Rapid Blend Handy Chart

Page 7

**Day 1-3** Capsules: You can decrease or increase the amount of capsules until you are happy with your bowel movements. It may take a few days to establish the right amount of capsules. Normally two/three capsules are adequate, but you can take more if requires. Take capsules of at least 4 days , or longer if needed. **Day 4 +** Before or after breakfast: Pour 300ml of organic apple juice, or unsweetened apple juice into a shaker with a screw topped lid. ( You can mix apple juice with 1/4 water if preferred.) Add 1 heaped teaspoons spoon of Bowel Cleanse Powder. Shake for 10 seconds and drink straight away. Follow this by **drinking a large glass of filtered water**. Repeat twice a day. Just before bed take the capsules. It is vital that you drink plenty of water after every dose. If it takes more than 4 days to balance your capsules that is perfectly fine. Make sure you have a created soft bowel movements before you start your bowel cleanse powder, once this is established continue until powder is finished.

It may take more than 4 days to establish the right amount of herbal capsules. The table right is just a guide. Do not start the powder until you are happy with the balance of capsules.

| DAY 1  | DAY 2  | DAY 3  | DAY 4-5<br>CONTINUE<br>UNTIL<br>POWDER IS<br>FINISHED   |
|--|--|--|---|
| HERB CAPSULES<br>BEFORE BED<br><br>DRINK A GLASS<br>OF WATER | HERB CAPSULES<br>BEFORE BED<br><br>DRINK A GLASS<br>OF WATER | HERB CAPSULES<br>BEFORE BED<br><br>DRINK A GLASS<br>OF WATER | BREAKFAST<br><br>1 LEVEL SCOOP<br>POWDER IN<br>300ML FLUID<br><br>DRINK A GLASS<br>OF WATER             |
|  |  |  | LUNCH<br><br>1 LEVEL SCOOP<br>CLEANSE<br>POWDER IN 300<br>MLS FLUID<br><br>DRINK A GLASS<br>OF WATER    |
|  |  |  | TEA TIME<br><br>1 LEVEL SCOOP<br>CLEANSE<br>POWDER IN 300<br>MLS FLUID<br><br>DRINK A GLASS<br>OF WATER |

Once you start the powder continue to take the capsules at night throughout the cleanse until the powder is finished. If you are running out of capsules please contact us for more.

**KEEP TAKING  
THE CAPSULES  
AT NIGHT**

# Healthy Eating

---



What you choose to eat during this detox is just that, your choice. However, it will be most beneficial to your overall health and wellbeing, and the successful outcome of this cleanse if you stop eating and drinking certain foods and drinks. By replacing tea and coffee with herbal tea and filtered water you will be giving your body a break from caffeine and supporting your own body system through the cleansing process.

There really is no point in embarking on colon cleansing to clear years of built up mucus and toxins if you are putting them straight back. We suggest that during this cleanse you replace milk with Soya milk, almond milk or rice milk. A good source of protein can be found in oats, brown rice, millet and quinoa, which can replace wheat. Plant sources, organic eggs, tofu and oily fish for protein. If you can buy from organic sources even better.

Cut out all processed, ready-made or packet foods. Cook fresh foods free from table salt, sugar and artificial sweeteners. Use a little organic honey to sweeten if needed.

You may find that your appetite reduces. Eat little and often rather than large meals. Cutting your potions down will help your digestive system adjust to the detox.

If you can manage some exercise, we suggest a 20 minute walk after dinner. Set your watch, walk briskly for 10 minutes and then walk briskly back. It is not advisable to do highly strenuous exercise whilst detoxing. Be gentle with yourself, your body is your vehicle through this life. This may be the first time you have thought about a service and an oil change!



Your first detox is unlikely to clear years of accumulated mucus, mucoid plaque and toxins. When you embark on the right colon cleanse, made up of the right organic herbs and spices you are starting a process that will inevitably be of benefit to your overall future colon and digestive health. If you can embrace the new feelings and continue on the path of healthy eating and drinking you will certainly put yourself in a great position for future cleansing.

Bowel cleansing is just one step towards better health. The benefits are multitude. Colon cleansing can help skin to look clearer and have a healthy glow. Your energy will increase from the fact that vital nutrients that were once blocked by layers of mucus are now being absorbed into your body. Your whole digestive system is likely to function more efficiently. If you continue to eat more fibre your bowels will move regularly and your liver and kidneys will celebrate!

# Questions & Answers

## **How will I feel while cleansing?**

Everyone will have a different experience whilst doing this pre-cleanse. Clearing out the built up mucus, toxins and mucoid plaque from your digestive tract can have some people on a roller coaster ride of mixed effects and emotions. But this is nothing to worry about. All reactions whether physical or emotional pass.

Some people experience a heightened awareness and increased energy. Whatever your experience be assured that any uncomfortable side effects do pass in the first couple of days. Keep to a healthy reduced diet, drink plenty of water and you will reap the benefits of colon cleansing.

## **What reaction am I likely to experience?**

When you start the process of eliminating toxins and parasites from your body, your liver will be working hard. You may experience effects that are uncomfortable, but these only last 2-3 days. These are nothing to be alarmed about, in fact having these temporary physical reactions is a good sign you are releasing the rubbish from your body-mind system. The symptoms you may experience are: Headache, skin rashes itching, aching muscles, aching joints, flu like symptoms, over heating, sweating, excess body odour, bad breath, mouth ulcers, loss of appetite, feeling sick vomiting, unable to sleep. But don't worry it will soon pass.

## **No Reaction To The Capsules?**

Throughout this cleanse it is important to have regular bowel movements. A very small percentage of people find that the capsules do not loosen up their bowel; instead they become constipated. This can be potentially harmful. If you find yourself unable to have a bowel movement stop taking the capsules. For two nights take 2-3 tea spoonfuls of Pre-Cleanse powder in with apple juice, followed by 600ml of filtered water. When your stools are back to normal resume the capsules. Having an enema also helps.

## **Can I continue at work whilst on the bowel cleanse, or will I be running to the toilet?**

People work quite happily whilst on both cleanses. You will be going to the toilet more often, but you will not be out of control!

## **I am going on holiday in two weeks should I start it now?**

The bowel cleanse takes approx. 7 days to complete. If you have commitments within that period, wait until you get back before starting your cleanse.

## **Do I have to change my diet or stop eating?**

No, you are not required to change your diet unless you want to. However, we suggest that you maintain a healthy eating plan, cutting out dairy products, processed foods and alcohol. Eat plenty of fresh organic veggies, fruit and add wholemeal bread to your diet. If you want

to fast you can for the first 5 days. Eat liquidised vegetable soup, drink herbal teas and organic apple juice.

## **Can I mix the dosage charts for the quick bowel cleanse and the colon cleanse with psyllium?**

No, The two cleanses are completely separate.

## **I am taking more than 4 D-Tox capsules (pre-cleanse) to have daily bowel movements.**

## **Is this all right?**

On average people are taking between 1-3 capsules. If you have chronic constipation, or only normally have a bowel movement once a week can take up to 8 capsules at night. As long as you are creating the desired effect.

## **If I run out of capsules can I buy more?**

Yes, contact the us.

## **How long before I see results?**

You should see results on the second or third day of the cleanse. You need to give the cleanse time to work through your system. Remember, not everyone gets the same results. You will get a better result if you reduce your food intake and cut out the foods suggested on page 8. If you have a question that is not answered here please contact us.

# Herbs-possible side effect and drug reaction

## **Aloe Ferox 90ml** (*known as the Cape Aloe, Bitter Aloe, Red Aloe and Tap Aloe*)

Native to Africa, Aloe Ferox (also known as cape aloe or bitter aloe) is a remarkable natural colon cleanser with many other health benefits. As a very effective natural laxative and digestive cleanser, it is probably the strongest of the colon stimulating herbs. Aloe Ferox has anti-inflammatory, immune strengthening and anti-tumour activities as well as antiviral, antibacterial, anti-fungal and antiviral properties makes this herb a real benefit for colon cleansing. SIDE EFFECT: As this herb is a laxative there may be possible stomach cramps or gastrointestinal discomfort in large quantities.

## **Aloe vera 90mg** (*Aloe barbadensis*)

People with diabetes who use glucose-lowering medication should be cautious if also taking aloe by mouth because preliminary studies suggest aloe may lower blood glucose levels. Frequent intake can result in dehydration and reddish urine. Overdose can cause blood buildup in the pelvis and kidney damage.

## **Ginger Root 90mg** (*Zingiber officinale*)

Ginger is a safe herb, and serious side effects very rare. Taken in large doses ginger may cause mild heartburn, diarrhoea and irritation of the mouth. Some of the mild gastrointestinal side effects, such as belching, heartburn, or stomach upset. Best way to take ginger is in capsules.

People with gallstones should consult a doctor before taking ginger. Make sure to tell your doctor if you are taking ginger and will be undergoing surgery or placed under anaesthesia for any reason.

## **Cascara Bark 90mg** (*Rhamnus purshiana*)

Side effect are rare, but cascara bark may cause urine discolouration. Swelling in fingertips and liver problems such as liver toxicity have also been detected as side effects of Cascara sagrada **after long term use**. People that suffer from ulcerative colitis, anemia and Crohn's disease, are more prone to side effects. People who can't digest cascara may suffer from bloody diarrhoea and general weakness.

## **Garlic 90 mg** *Allium sativum*

When garlic is taken large doses, nausea, vomiting, and diarrhoea could result. Garlic may alter the function of certain prescription medications. Check with your health practitioner if you are take these medications.

### **Antiplatelet medications** include

Indomethacin, Dipyridamole, Plavix, and Aspirin. **Blood-thinning medications** -- There have been reports of a possible interaction between garlic and warfarin that could increase the risk of bleeding in people taking this blood thinning medication. Do not use garlic supplements unless you first consult your doctor. Also people with the human immunodeficiency virus (HIV), using **Protease inhibitors** include Indinavir, Ritonavir, and Saquinavir, should consult their doctor before taking garlic supplements regularly.



# Herbs - possible side effect and drug reaction

Possible known side effects and drug reaction associated with the ingredients of this colon cleanse. We have listed this for your information, however, the amount of herbs that are in our cleanses are unlikely to effect you. Consult your health practitioner before taking any herbs if you are on medication.

## **Senna Pod/Leaf 60mg *Senna alexandrina***

Pregnant or nursing women and children should not take senna. On it's own senna should not be used if you suffer with diverticular disease, ulcerative colitis, Crohn's disease, or severe haemorrhoids, blood vessel disease, congestive heart failure, heart disease, severe anemia, abdominal hernia, gastrointestinal cancer, recent colon surgery, or liver and kidney disease.

## **Cayenne Pepper 70mg (*Capsicum annum*)**

The warming properties of capsaicin may trigger an increase in the production of hydrochloric acid in the stomach, leading to symptoms such as heartburn, vomiting and upper stomach pain. Just as it can cause a burning sensation in the mouth, cayenne pepper may also cause pain and discomfort in the lower digestive tract during bowel movements. Do not take cayenne internally if you suffer from Gastroesophageal reflux disease (GERD), have an ulcer or other digestive disorders, as this may lead to a worsening of symptoms.

**It is highly unlikely that you will suffer any of the side effects associated with the herbs we use in our cleanses.** We have covered the known side effects for your information and with your wellbeing in mind. If in doubt please consult your healthcare practitioner or healthcare provider before you take any herbs. Stress Matters™ will not be held responsible for the improper ingestion of any of our cleanses. Please read our disclaimer.



BUY AS LOOSE BLEND FROM

[www.organicherbalcoloncleanse.com](http://www.organicherbalcoloncleanse.com)

# Psyllium Husk - What You Should Know

---

If you have diabetes and ingest psyllium **in excess** while eating or soon after a meal, it may cause hypoglycaemia or low blood sugar, because the psyllium blocks sugar from being absorbed into the body.

Psyllium will expel whatever is stored in your digestive system, including good bacteria. Psyllium can cause wind, stomach cramps, and general feelings of being uncomfortable. Take a good probiotics after your cleanse.

Psyllium can decrease the absorption and effectiveness of many prescription drugs, vitamins or supplements. Because the medication is not being absorbed, symptoms may arise that mimic an allergic reaction, when they are not. If you need to take life staining medication, don't include the option of psyllium when you order your colon cleanse.

If taken in large quantities psyllium can cause a blockage in the colon resulting in chronic constipation, especially with lack of liquids.

Psyllium increases in volume when mixed with liquid, which can create a feeling of feeling bloated. Psyllium can also cause breathlessness or feelings of choking. If you take psyllium with only a small quantity of liquid it can expand in your throat.

You may experience an allergic reaction to psyllium, which can be mistaken for detox side effects. Stop taking it to see if that clears the allergy reaction.

Psyllium has been suggested as a treatment for many conditions. There is scientific research to support the use of psyllium as a cholesterol-lowering agent, as a mild laxative and as a treatment for diarrhoea.

There is not enough evidence to support the use of psyllium for any other medical condition. Studies have used psyllium for up to six months, and safety beyond that amount of time is not known.

Psyllium is believed to be safe in pregnant or breast-feeding women, although blood sugar levels may be lowered, which can be potentially dangerous. Do not do a colon cleanse if you are pregnant or breast feeding.

Cases of allergy and anaphylaxis (a severe type of allergy) have been reported. Psyllium may lower blood sugar levels and should be used cautiously by people using other drugs that affect glucose levels.

Bowel blockage may occur if psyllium is taken without enough water, or if psyllium is ingested by people with bowel motility problems, past bowel surgery or bowel tumours. Consult your health care provider immediately if you have any side effects. Plenty of water should be taken with psyllium.

## [Source](#)

Be aware that the TGA Administration does not strictly regulate herbs. Decisions to use herbs should be carefully considered. Individuals using prescription drugs should discuss taking herbs or supplements with their healthcare practitioner before starting this cleanse.

## PLEASE READ THE FOLLOWING CAREFULLY

Statements and information regarding these colon cleanse herbs are not intended to diagnose, treat, cure or prevent any disease or health condition. The contents of this page should not be used as a substitute for seeking independent professional advice.

All the information here can be found in abundance on the internet. All herbs are organic and meet the Australian standards. If you have any questions please contact the clinic. Incorrect self-diagnosis can be harmful to your health. Should you have symptoms that persist, consult your GP or healthcare professional.

## SUITABILITY

Colon detoxing is not suitable:

1. If you are pregnant or breast-feeding (never do a colon cleanse or take any herbs).
2. If you have ulcerative colitis, Crohn's disease or any other bowel disorder. (Always check with GP).
3. If you suffer from an irritable bowel you can still do this cleanse.

Colon cleansing is about cleaning the intestines, A blocked colon can become toxic and this may be why the digestive system becomes irritable, causing IBS symptoms.

All information on uses and properties included in this e-book has been gathered from reputable sources and is purely for educational and informational purposes only. We are unable to provide you with medical advice, personal dosage information. Potential drug/herb reactions are listed, but you must do your own research about each herb, especially if you are taking prescribed medication. We are not licensed medical practitioners, pharmacists, or researchers. We are unable to answer your health related questions by way of email.

The information provided is not presented with the intention of diagnosing any disease or condition or prescribing any herbs as treatment. All the information is offered purely as information only and for use in the maintenance and promotion of good health.

Always consult your medical practitioner or health care practitioner if you have any doubts. Doing the colon cleanse is the sole decision and responsibility of the user.

No guarantee is expressed or implied regarding the results that may be obtained from doing this colon cleanse. Herbs used in our cleanses are certified organic, never sprayed and grown in accordance with organic standards.

This organic herbal colon cleanse is made to order.

**By ordering and paying for this cleanse you are giving your consent for us to encapsulate part 1 and mix the specific herbs for part 2.**

**You can also buy the loose herbs from us and make it up yourself.**

If you have any questions and would like to email us you can do so through our website. If you are not completely happy with these cleanses, please get in touch with the clinic and we will do all we can to make it right.

We are selling you loose herbs we are not selling herbs as therapeutic pre-packaged products. All products are made up individually and only blended and encapsulated once you order. We make no therapeutic claims about the blends we sell. We do not sell products specifically as therapeutic/medicinal products, and we do not make any therapeutic claims regard our herbal blends. Information about every herb can be found in abundance on the Internet. Please do your own research before purchasing.